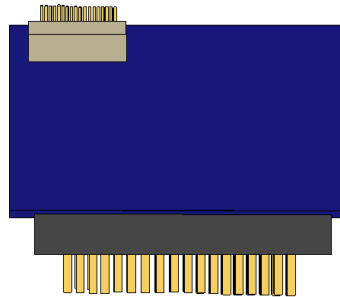


# Blackrock Rochester Samtec to Omnetics Adapter Instructions for Use

*PN 7721*



**Blackrock Microsystems, LLC**

391 Chipeta Way, Suite G

Salt Lake City, UT 84108

Tel: (866) 806-3692

[www.blackrockmicro.com](http://www.blackrockmicro.com)

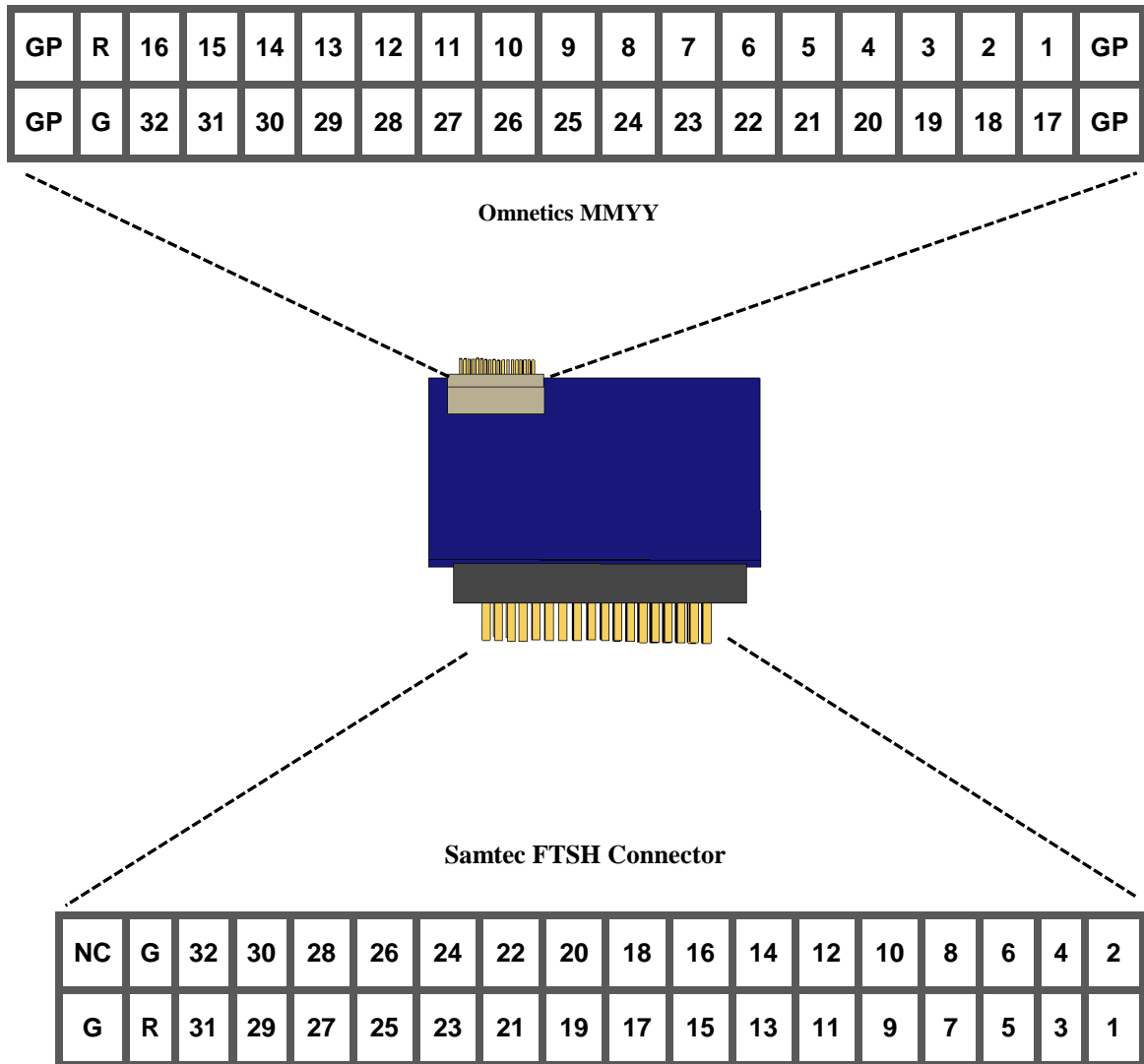
# Blackrock Rochester Samtec to Omnetics Adapter Instructions for Use

---

## 1. Hardware

### Rochester Samtec to Omnetics Adapter Pin-Out

This adapter provides an interface between the Gray Matter Electrode Interface Board and the Blackrock Front-End Amplifier. Pin-outs are viewed looking into the connectors.




R = Reference, G = Ground, GP = Guide Post, NC = Not Connected

NOTE: Pin 1 is marked with a white dot on both connectors

# Blackrock Rochester Samtec to Omnetics Adapter Instructions for Use

---

## 2. Warning

	IEC60101-0102	Danger of Electrostatic Discharge (ESD)
---	---------------	---

- In order to reduce the likelihood of ESD, use antistatic or electrostatic discharge (ESD) safe gloves when connecting the Rochester Samtec to Omnetics Adapter.
- Always connect the adapter to the Front-End Amplifier prior to connecting to the electrodes.

## 3. Warranty

Blackrock Microsystems, LLC. warrants that its products are free from defects in materials and manufacturing for a period of one year from the date of shipment. Blackrock will, at its option, repair or replace any product that does not comply with this warranty. This warranty is voided by:

1. Any modification or attempted modification to the product done by anyone other than an authorized Blackrock employee
2. Any abuse, negligent handling or misapplication of the product.

This constitutes the sole warranty made by Blackrock, LLC. There are no other warranties, expressed or implied, which extend beyond those described herein or to anyone other than the original purchaser, including the implied warranties of merchantability and fitness for a particular purpose. In no event shall Blackrock Microsystems, LLC be liable for any incidental or consequential damages, or for the infringement of any patent rights or third party rights due to the use of its products.

### 3.1 Return Merchandise Authorization (RMA)

In the unlikely event that your adaptor needs to be returned to Blackrock for repair or maintenance, do not send any equipment back without a Return Merchandise Authorization Number. An RMA number will be issued to you by a Blackrock representative. If you need to obtain an RMA number, you may contact a product support representative at (801) 582-5533 or toll free at (866) 806-3692.

Once an RMA number has been issued, it is important to safely pack the returned item for shipping back to Blackrock. It is preferred that you save the original boxes and packing materials that your system arrived in for return shipment. Please address the package as follows:

**Blackrock Microsystems, LLC**  
**ATTN: RMA#**  
**391 Chipeta Way, Suite G**  
**Salt Lake City, UT 84108 USA**  
**Tel: (801) 582-5533**